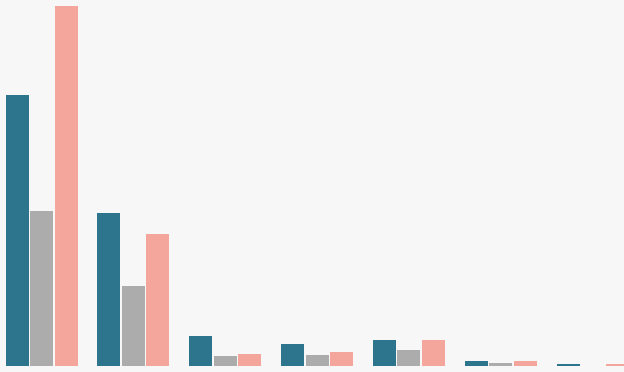


ISP DATA MATTERS

No. 49, August 3, 2023

China Studies

Puzzle of Official Trade Gap Rises: China and Myanmar Trade Data

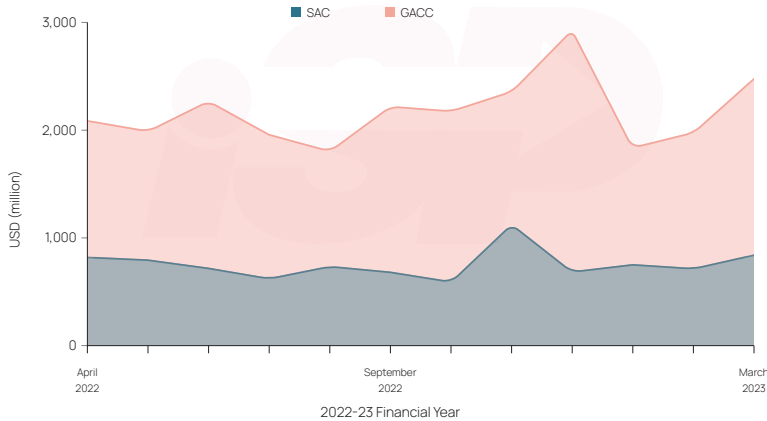


A comparison between the statements of SAC and the General Administration of Customs of China (GACC) shows a **nearly USD 17 billion** gap in the previous 2022-23 financial year. The amount represents illegal trade while showing an increase of almost two times compared to the 2020-21 financial year. As a result, the enlarging gap between Myanmar and China for different financial years indicates a growing amount of illegal trade volume between the two countries in the aftermath of the coup. Except for Thailand, Myanmar is experiencing a decline in trade with three of the four neighbouring countries with cross-border trade routes. China still ranks as the biggest trade partner.



■ **Almost USD 17 Billion Gap in Myanmar-China Trade**
(April 2022 – March 2023)

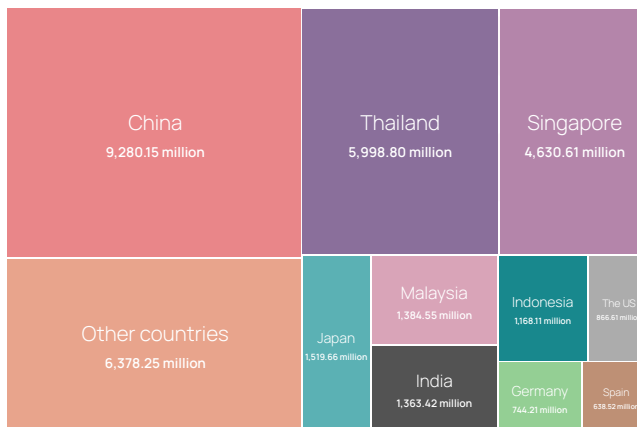
The comparison between the data of SAC and the General Administration of Customs of China (GACC) reveals a **nearly USD 17 billion** gap in the 2022-23 financial year. The SAC figures indicate that Myanmar's trade with China was valued at **more than USD 9 billion** in the 2022-23 financial year. However, figures released by the GACC indicate that trade between Myanmar and China was valued at **more than USD 26 billion** in the same period. A monthly trade value gap ranges from **USD one to USD two billion**.



Reference: ISP-Myanmar reconciled the figures issued by the General Administration of Customs of China (GACC) and the State Administration Councils (SAC) Ministry of Commerce. China's fiscal year runs from January to December. ISP-Myanmar realigned the China trade figures with Myanmar from GACC's announcement in both Chinese and English.

■ **Biggest trade value between Myanmar and China**
(April 2022 – March 2023)

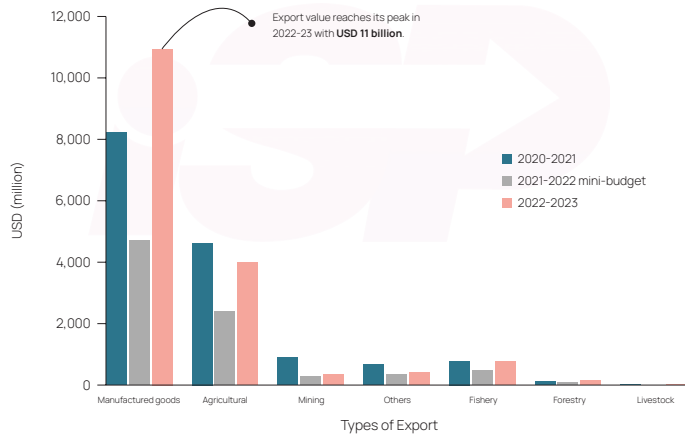
Myanmar's total foreign trade in 2022-2023 was valued at **approximately USD 34 billion**. China is Myanmar's largest trading partner, with a trade volume exceeding **USD 9.2 billion**, which accounts for **more than 27%** of the total value of foreign trade. Secondly, Myanmar's trade with Thailand was valued at **almost USD 6 billion**, followed by **more than USD 4 billion** with Singapore. Myanmar's trade with the top ten trading partners was valued at **more than USD 27 billion**, constituting **more than 81%** of the total trade value.



Source: SAC's Ministry of Commerce

■ USD 2.7 Billion Increase in Manufacturing Goods Export (October 2020 – March 2023)

Myanmar's export trade value in the 2022-23 financial year was valued at **more than USD 16.6 billion**. Among the exports, manufacturing goods such as sugar, cloths, jewellery, and natural gas were valued at **almost USD 11 billion**, constituting the majority. This amount means an increase of **more than USD 2.7 billion** compared to the 2020-21 financial year. As with mine exports and other goods, agricultural exports declined by **over USD 620 million** compared to the 2020-21 financial year.



Source: SAC's Ministry of Commerce

Remark: The 2020-21 period is a mini-budget issued by the SAC from October 2021 to March 2022.

■ More than USD 8 Billion in Border Trade Value (October 2020 – March 2023)

During the 2022-23 financial year, Myanmar traded with four countries that operate cross-border trading with Myanmar for **more than USD 8 billion**. Myanmar engaged in border trade with Thailand, resulting in a trade value surpassing **USD 5.3 billion**, marking the highest amount exchanged between the two countries. This means a **more than USD one billion** increase compared to the 2020-21 financial year. As the second ranking, the border trade with China was valued at **more than USD 3.1 billion**, representing a decrease of **more than USD 1.9 billion** compared to the 2020-21 financial year.

Country	USD (million)		
	2020-2021	2021-2022 (Mini)	2022-2023
China	5,022.01	858.61	3,101.55
Thailand	4,295.85	2,705.74	5,355.39
Bangladesh	622.59	42.56	123.18
India	200.15	8.14	16.39

Source: SAC's Ministry of Commerce

Remark: The 2020-21 period is a mini-budget issued by the SAC from October 2021 to March 2022. Border trade value with Laos is not counted for the abovementioned financial years.

www.ISPMyanmar.com/community

Gabyin Community

ISP ကပြင်ရပ်ဝန်း

Promoting Shared Reality, Appreciating Diversity, and Imagining Possibilities



+66 80 747 9712



PO Box 149, Chiang Mai University PO, Chiang Mai 50202